









ALUMINIUM CAMLOCK COUPLINGS

ITEM CODE	SIZE	NETT WEIGHT Kgs	PRESSURE RATING	PICTURE	ITEM CODE	SIZE	NETT WEIGHT Kgs	PRESSURE RATING	PICTURE
AA050	½"	0.022	10 BAR	 <p>TYPE A MALE CAMLOCK WITH FEMALE BSP THREAD</p>	EA050	½"	0.031	10 BAR	 <p>TYPE E MALE CAMLOCK WITH HOSETAIL</p>
AA075	¾"	0.036	10 BAR		EA075	¾"	0.054	10 BAR	
AA100	1"	0.051	10 BAR		EA100	1"	0.087	10 BAR	
AA125	1¼"	0.086	10 BAR		EA125	1¼"	0.123	10 BAR	
AA150	1½"	0.115	10 BAR		EA150	1½"	0.179	10 BAR	
AA200	2"	0.135	10 BAR		EA200	2"	0.285	10 BAR	
AA250	2½"	0.222	10 BAR		EA250	2½"	0.475	10 BAR	
AA300	3"	0.262	8 BAR		EA300	3"	0.586	8 BAR	
AA400	4"	0.445	6 BAR		EA400	4"	0.867	6 BAR	
AA500	5"	0.547	5 BAR	EA500	5"	1.376	5 BAR	 <p>TYPE F MALE CAMLOCK WITH HMALE BSP THREAD</p>	
AA600	6"	0.846	5 BAR	EA600	6"	2.262	5 BAR		
AA800	8"		5 BAR	EA800	8"		5 BAR		
BA050	½"	0.074	10 BAR	 <p>TYPE B FEMALE CAMLOCK WITH MALE BSP THREAD</p>	FA050	½"	0.038		10 BAR
BA075	¾"	0.108	10 BAR		FA075	¾"	0.064		10 BAR
BA100	1"	0.157	10 BAR		FA100	1"	0.091		10 BAR
BA125	1¼"	0.221	10 BAR		FA125	1¼"	0.158		10 BAR
BA150	1½"	0.256	10 BAR		FA150	1½"	0.091		10 BAR
BA200	2"	0.318	10 BAR		FA200	2"	0.247		10 BAR
BA250	2½"	0.425	10 BAR		FA250	2½"	0.426	10 BAR	
BA300	3"	0.538	8 BAR		FA300	3"	0.458	8 BAR	
BA400	4"	0.800	6 BAR		FA400	4"	0.665	6 BAR	
BA500	5"	0.998	5 BAR	FA500	5"	0.980	5 BAR	 <p>TYPE DC FEMALE END CAP</p>	
BA600	6"	1.598	5 BAR	FA600	6"	1.550	5 BAR		
BA800	8"		5 BAR	FA800	8"		5 BAR		
CA050	½"	0.081	10 BAR	 <p>TYPE C FEMALE CAMLOCK WITH HOSETAIL</p>	DCA050	½"	0.073		10 BAR
CA075	¾"	0.117	10 BAR		DCA075	¾"	0.097		10 BAR
CA100	1"	0.177	10 BAR		DCA100	1"	0.144		10 BAR
CA125	1¼"	0.277	10 BAR		DCA125	1¼"	0.244		10 BAR
CA150	1½"	0.327	10 BAR		DCA150	1½"	0.253		10 BAR
CA200	2"	0.415	10 BAR		DCA200	2"	0.305		10 BAR
CA250	2½"	0.473	10 BAR		DCA250	2½"	0.370	10 BAR	
CA300	3"	0.720	8 BAR		DCA300	3"	0.508	8 BAR	
CA400	4"	1.119	6 BAR		DCA400	4"	0.753	6 BAR	
CA500	5"	1.527	5 BAR	DCA500	5"	1.003	5 BAR	 <p>TYPE DP MALE DUST PLUG</p>	
CA600	6"	2.497	5 BAR	DCA600	6"	1.568	5 BAR		
CA800	8"		5 BAR	DCA800	8"		5 BAR		
DA050	½"	0.084	10 BAR	 <p>TYPE D FEMALE CAMLOCK WITH FEMALE BSP THREAD</p>	DPA050	½"	0.020		10 BAR
DA075	¾"	0.117	10 BAR		DPA075	¾"	0.026		10 BAR
DA100	1"	0.152	10 BAR		DPA100	1"	0.054		10 BAR
DA125	1¼"	0.251	10 BAR		DPA125	1¼"	0.085		10 BAR
DA150	1½"	0.276	10 BAR		DPA150	1½"	0.109		10 BAR
DA200	2"	0.341	10 BAR		DPA200	2"	0.158		10 BAR
DA250	2½"	0.388	10 BAR		DPA250	2½"	0.234	10 BAR	
DA300	3"	0.567	8 BAR		DPA300	3"	0.261	8 BAR	
DA400	4"	0.775	6 BAR		DPA400	4"	0.430	6 BAR	
DA500	5"	1.141	5 BAR	DPA500	5"	0.778	5 BAR		
DA600	6"	1.670	5 BAR	DPA600	6"	0.846	5 BAR		
DA800	8"		5 BAR	DPA800	8"		5 BAR		